

* Technical data and features subject to change without notice

Pumping unit technical data

		HP18o8ECX	HP16o8EC	HP16o6H
Max. theoretical output	m ³ /h	180	160	160
Max. pressure on concrete	bar	83	80	53
Concrete cylinders (diam. x stroke)	mm	260 x 2100	230 x 2100	230 x 2100
Concrete hopper capacity	l	600	550	550
Hydraulic circuit		closed	closed	open

Total weight less than 38 tons, payload to the user always available.

Super compact machine mounted on 8x4 6350* wheelbase trucks for excellent maneuverability.

Contained stabilisation dimensions for easy placement in all types of job sites.

Control System with pumping unit HP1608EC/HP1808ECX

Smartronic Silver

Integrated color LCD	Diagnostics
Counters	Capsense rear panel
Pumping unit management	

Optional Smartronic Gold



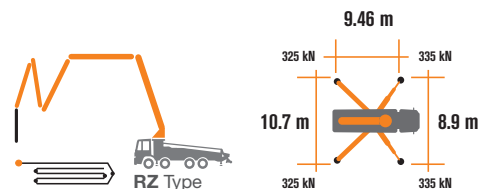
The automatic continuous verification of the center of gravity of the machine guarantees the maximum safety of boom movement and the maximum possible coverage of the job area, even with partial opening of the stabilization.



MBE
Maximum boom extension control



Automatic RPM Management



Placing boom technical data

		B5RZ 50/44
Pipeline diameter	mm	125
Max. vertical reach	m	49.1
Max. horizontal distance (from center of slewing axis)	m	43.9
Min. unfolding height	m	14
Sections number		5
1st section opening angle		90°
2nd section opening angle		180°
3rd section opening angle		180°
4th section opening angle		254°
5th section opening angle		180°
Rotating angle		+/-270°
End hose	m	3

Control System with pumping unit HP1606H

Easytronic Silver

Integrated color LCD	Pumping unit management
Counters	Diagnostics

Optional Easytronic Gold



Lsc Safe boom operation is guaranteed when two, three or four outriggers are fully opened.



Automatic RPM Management



STEELTECH Series K50L

Standard Equipment

- Front "X" style diagonal outriggers with double telescopic opening and swing-out rear outriggers
- Driven by PTO or gear box
- Boom control by means of "Load Sensing" proportional distributor
- Safety device upon opening of concrete discharge door and hopper grille
- Emergency device for pumping group
- 2 Hetriconic proportional radio controls with 3 manipulators
- Emergency radio control cable 20 m
- Plastic water tank with 600-litre capacity
- Medium pressure water pump (50 l/min - 50 bar)
- LED lights for stabilisation and hopper lighting
- Double layer piping with chromium carbide inserts on the entire piping line
- Washing accessories
- High resistance of the components most subject to wear ("S" valve, wear plate, compensating ring)
- Declaration of conformity supplied with the user and maintenance manual

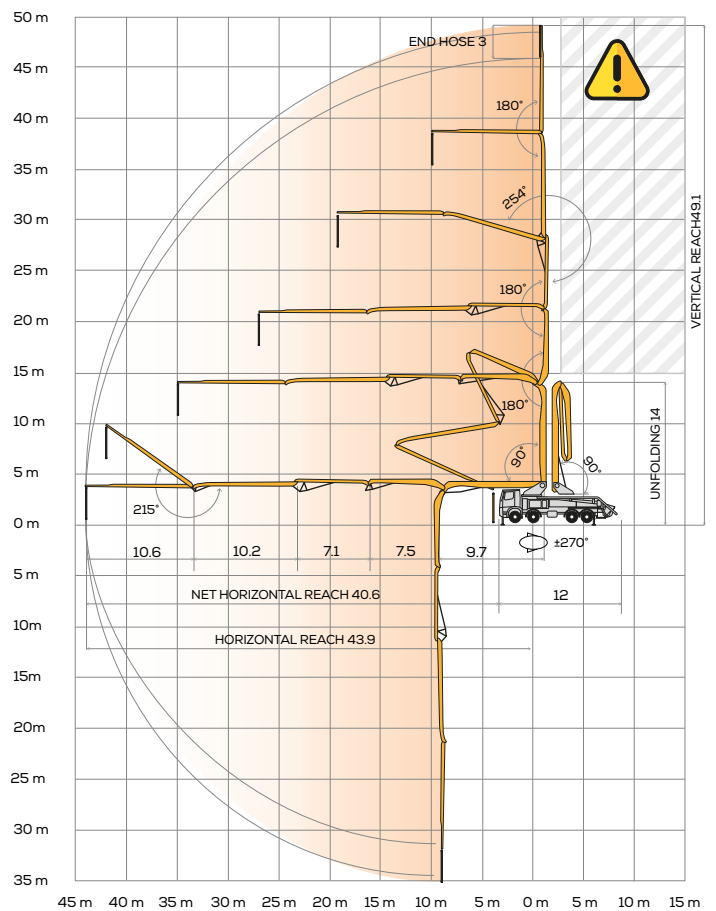
Main Options

Smartronic Advanced: In addition to the Smartronic Gold functions, provides ASC2.0 stability control, ABC boom oscillation control (Antibouncing), automatic boom opening and closing. Includes radioremote control Hetriconic or HBC with display

- Automatic boom opening and closing
- Centralized boom lubrication system
- Concrete shut-off valve
- High pressure water pump (15 l/min - 150 bar)
- Radio remote control: Hetriconic or HBC equipped with display
- Wide choice of customer personalization colours

Over 100 options available; details available on truck pumps optional booklet

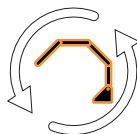
Distribution boom B5RZ 50/44



**Advanced
Stability Control
2.0**



Antibouncing



**Boom Automatic
Opening and Closing**

Video Smartronic



CIFA S.p.A. / Via Stati Uniti d'America, 26 / 20030 SENAGO (MI) / ITALY
Tel. +39 02 990 131 / sales@cifa.com



cifa.com

