

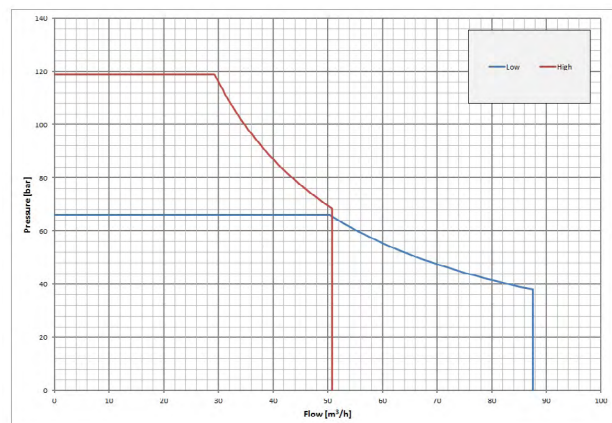
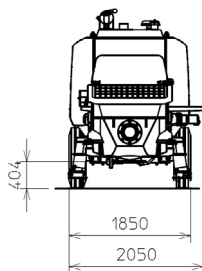
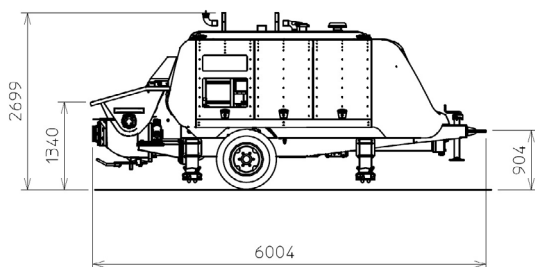
# PC907/612 S8



## Description

A complete range, whether on small job sites, shotcrete pumping or big civil works. Available in diesel or electric version. In every situation, these pumps all have the basic characteristics of stability, low running costs and pumping consistency. All pumps are provided with excellent standard supply, complete with a wide choice of accessories which determine their versatility, making them ideal for work on big job-sites outside town and in town centres.

## Dimensions and performance Diagrams





# PC907/612 58

## Main features

The Cifa portable concrete pump series offers a wide range of models which satisfy the various needs of concrete pumping and handling both in tunnels and above ground, over long distances and at considerable heights.

The Cifa original pumping unit presents characteristics of resistance, long life and exceptional performances with any type of concrete. All have a rigid monoaxle trailer complete with drawbar, four manual adjustable outriggers and two rubber wheels. The power source is provided by separate engine (Diesel or Electric). The main pump is an axial piston type with variable flow and constant power; gear pump is used for auxiliary services.

'S' shaped valve for any type of concrete, with special steel and different thicknesses

Rapid valve exchange

Ideal operation even at high pressures with continuous and smooth pumping flow

Automatic wear compensation

Hydraulic system in open circuit

Transformation of the pumping units from high to low pressure or viceversa

Low noise

Low running costs

Easy maintenance and quick cleaning operations

Machines can work up to -25°

## Technical data

		PC 907	PC 612
Drive power D/E	kW	130/110	130/110
Max. theoretical output	m <sup>3</sup> /h	87	51
Max. pressure on concrete	bar	66	119
Max. number of cycles per minute	mm	26	15
Concrete cylinders (diam. x stroke)	mm	200 x 1800	200 x 1800
Concrete hopper capacity	l	500	500
Rod side drive □ / Piston side drive ◆		□	◆

Technical data and characteristics subject to modifications without notice

## Standard equipment

Electric vibrator on the hopper grid

Deutz engine:  
- PC709/415 Step 3 A power 130 kW  
- PC709/415 Step IV Final 130 kW

Rigid monoaxle trailer

Drawbar

n° 4 manual outriggers

Concrete outlet piping with bend and counterbend reduction device up to 5"

Hydraulically driven water pump 50 l/min - 50 bar

Concrete flow rate regulator on board

Washing pipe complete with nozzle

n° 2 sponge rubber balls

Remote control with 20m cable

Acoustic signal for auxiliary engine breakdown

Two colours CIFA painting (orange and grey)

## Optionals

Multistage centrifugal water pump (300 l/min - 20 bar)

Hydraulically controlled air compressor, bicilindrical, two-stage capacity 450 l/min intaken, max. pressure 15 bar, complete with accessories, stopballs cage and stub pipe

Stopballs cage and stub pipe diam. 5.5" with joint